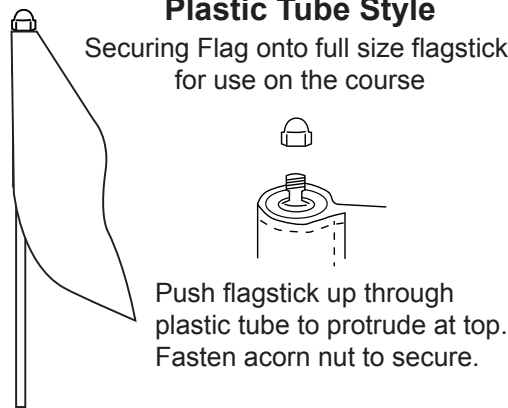


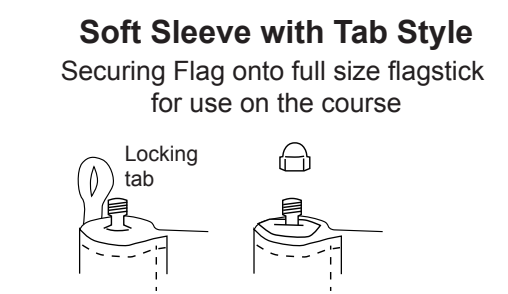
## For the Course/Greens

**Plastic Tube Style**  
Securing Flag onto full size flagstick for use on the course



Push flagstick up through plastic tube to protrude at top. Fasten acorn nut to secure.

**Soft Sleeve with Tab Style**  
Securing Flag onto full size flagstick for use on the course



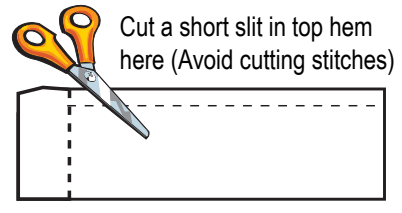
Push flagstick up through sleeve to protrude at top. Seat the tab over threaded fitting on flagstick. Fasten acorn nut to secure.

**Soft Sleeves are best suited for later framing**

**MARKERS, INC.**  
1-800-969-5920  
info@markersinc.com  
www.markersinc.com

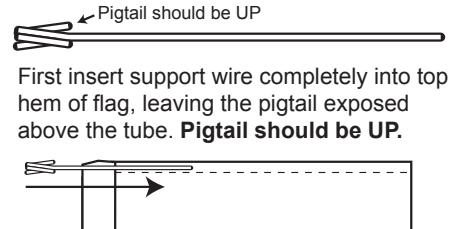
## Golf Flag Display Instructions

In case there's no slit opening at the top of the flag hem for the wire, make a cut.



Cut a short slit in top hem here (Avoid cutting stitches)

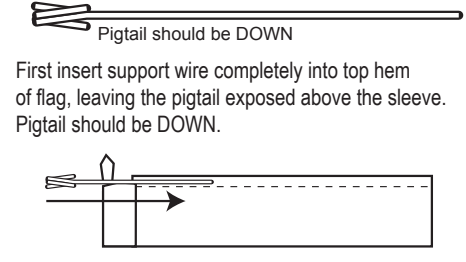
**Securing Plastic Tube Style Flag onto Souvenir Flagstick with Display Rod**



Pigtail should be UP

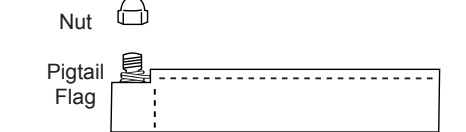
First insert support wire completely into top hem of flag, leaving the pigtail exposed above the tube. **Pigtail should be UP.**

**Securing Soft Sleeve Tab Style Flag onto Souvenir Flagstick with Display Rod**



Pigtail should be DOWN

First insert support wire completely into top hem of flag, leaving the pigtail exposed above the sleeve. **Pigtail should be DOWN.**




Nut  
Pigtail  
Flag

Then insert threaded end of flagstick through plastic tube and pigtail. Fasten securely with acorn nut.

## Golf Flags, Gifts & Accessories

**Part No. ADS-30**  
Award / Display Set Golf Cup Kit includes:  
4" Tall x 4" Dia. Base  
30" White Golf Stick  
Display Rod to keep the flag on "Full Mast Display"  
(flag ordered separately)



**Part No. KD10**  
Outdoor Golf Flag Stick Set. 7 1/2' White (2pc) Flag Stick Includes Easy In & Out, with Patented Ground Socket Anchor  
(flag ordered separately)



**Part No. DIAGCOMBO**  
Outdoor Golf Flag Stick Set  
7 1/2' White (2pc) Flag Stick  
Includes Easy In & Out, with Patented Ground Socket Anchor, includes custom flag




**Part No. 2014PHT**  
**White Dacron Heat Transfer Custom Golf Flags**



The Heat Transfer process involves printing graphics onto our flag, cutting the graphic to size then applying the graphic using a heat press onto a white flag

**Part No. DSFC2014**  
**Dacron Dye-sublimation Flags for everyday course use - or special events**



The Dye Sublimation process heat sets/fuses UV protected inks directly into the Dacron material transforming the white Dacron into the colors of your design penetrating over 60% of the fiber enabling a reverse image show through.