


MarkSmart™ Base Anchors

Assembly Instruction Sheet for BAF-1 or BAF-3 sets

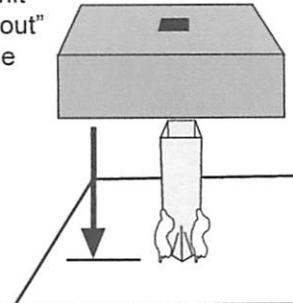
- 1** Apply adhesive like GORILLA GLUE® (available at building supply outlets) to bottom 3 inches of Metal Anchor (all 4 sides).




- 2** Spray adhesive with water, Place Anchor on waxed paper or other non-porous surface.



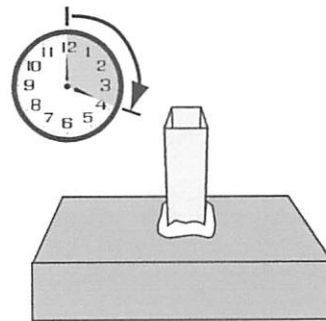
- 3** Slide one-piece Rubber Base Unit over Anchor and push down until Rubber unit "bottoms out" around the Metal Anchor.



- 4** Apply more GORILLA GLUE into crease between Metal Anchor and Top surface of Rubber Unit. Spray water around the glued crease.



- 5** Allow 3-4 hours for glue to set.



- 6** Bury the assembled Base Anchors and your Bases will be "Locked-In".

