

Identify your kit below:

Regal 10 - 10 ft
Complete Set Includes:

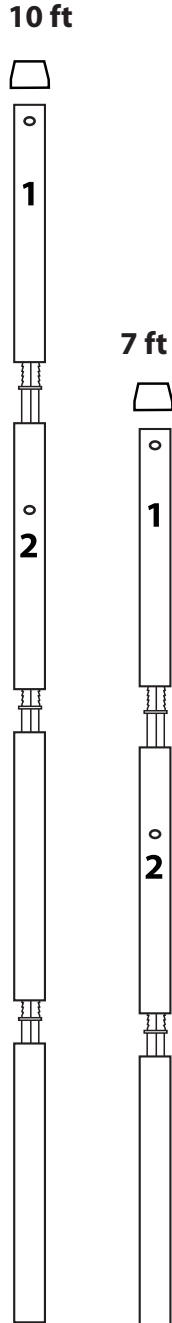
- Cap & 4 poles
- 3x5' Flag
- Ground Socket Anchor w/plug
- Socket Setter
- 3 Connectors
- 2 "S" Hooks
- 2 "C" Eyelets
- 2 Tie straps

Classic 7 - 7 ft
Complete Set Includes:

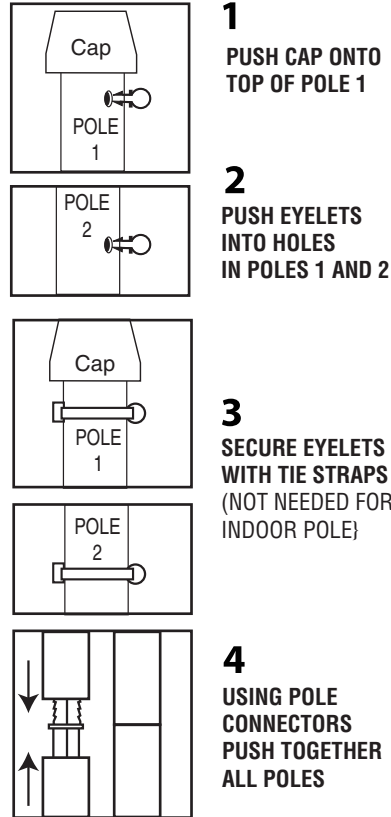
- Cap & 3 poles
- 3x5' Flag
- Ground Socket Anchor w/plug
- Socket Setter
- 2 Connectors
- 2 "S" Hooks
- 2 "C" Eyelets
- 2 Tie straps

Stately 7½ - indoor
Complete Set Includes:

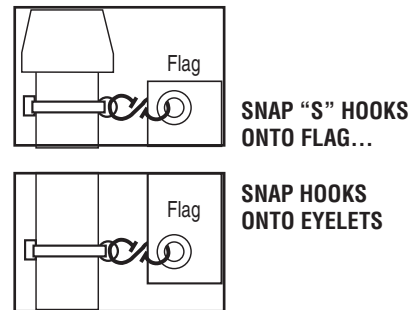
- Cap & 3 poles
- 3x5' Flag
- Floor Plate
- 2 Connectors
- 2 "S" Hooks
- 2 "C" Eyelets



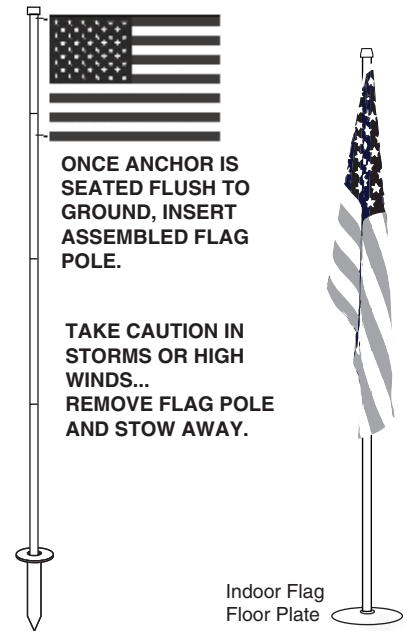
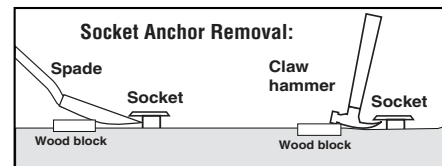
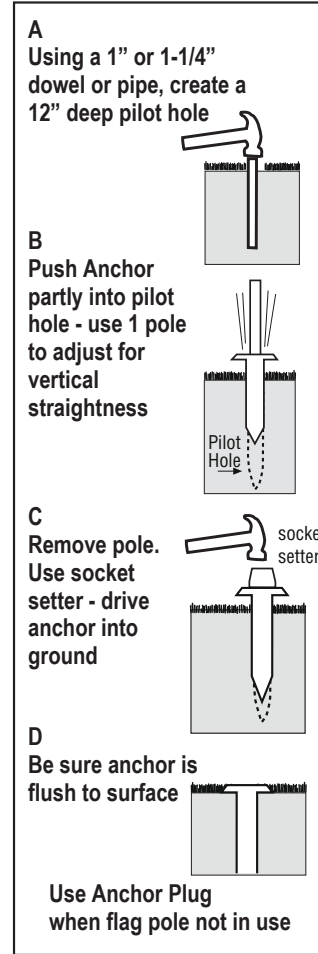
Pole Assembly:



Flag Attachment:



For Outdoor Flag Sets
 Choose an open location for your flag - avoid overhead obstructions and hanging branches
Install Ground Socket Anchor



ONCE ANCHOR IS SEATED FLUSH TO GROUND, INSERT ASSEMBLED FLAG POLE.

TAKE CAUTION IN STORMS OR HIGH WINDS... REMOVE FLAG POLE AND STOW AWAY.

Indoor Flag Floor Plate

OPTIONAL DEDICATION MEDALLION



Medallion is installed using the strap to attach to the bottom S hook or eyelet.

OPTIONAL DEDICATION POLE DECAL

Use Pole 2:
 Wrap decal around pole below hole

